

## Yellow/Blue/Grey - 1/6 Lesson

### Daily Speed Sound Lesson



Say the sound.  
Read the sound.  
Review the Sound.  
Read the words.  
Review the words – from previous lessons.  
Reading assessment – alien words.  
Spell with Fred fingers.  
Spell review.

### Speedy Sounds from Storybook

g 'f not 'sh'  
und. Focus sounds for this story are circled.

z	sh	th	ng
			nk

t	w	x	y	ch
---	---	---	---	----

Point to the focus sounds in the storybook on the complex speed sounds chart.

MTYT

### Story Green Words From the story

at	mad
sad	dad
sat	mat

Special friends. Fred talk.  
Read the word.

Multi-syllabic, root words and suffixes – fold the card and then put the word together. Tweak pronunciation if needed

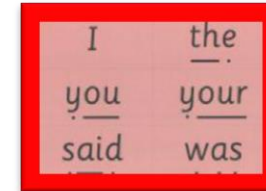
### Speedy Green Words From the story



Fred in your head – when you push the card forward read the word.

Repeat with increasing pace

### Red Word Cards



Say the word and ask chn to repeat.

Discuss the sounds that try to trick us.

Say the word. Ask chn to repeat.

### Partner Practice



Speed sounds – focus on those circled  
Story green words.  
Red words.  
Speedy green words.

Both partners take it in turns.

### Story Introduction



Read the story introduction from the handbook.

Provide additional knowledge if needed.

### First Read -Children



1 partner points the other reads.

When you turn the page swap the stick.

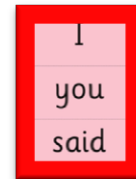
Partners help each other on difficult words.

### Read Aloud Teacher



Read the story out loud with expression.

### Red Rhymes - Spelling Red Words



Red words from Get Writing book.  
Point out the tricky sounds.  
Create a rhyme to help children remember how to write them. Write the word in books.

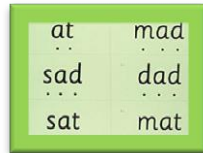
## Yellow/Blue/Grey - 2/6 Lesson

### Daily Speed Sound Lesson



Say the sound.  
Read the sound.  
Review the Sound.  
Read the words.  
Review the words – from previous lessons.  
Reading assessment – alien words.  
Spell with Fred fingers.  
Spell review.

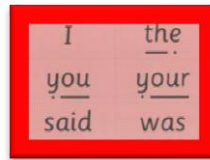
### Speedy Green Words From the story



Fred in your head – when you push the card forward read the word.

Repeat with increasing pace.

### Red Word Cards



Say the word and ask chn to repeat.

Discuss the sounds that try to trick us.

Say the word. Ask chn to repeat.

### Partner Practice



Speed sounds – focus on those circled  
Story green words.  
Red words.  
Speedy green words.

Both partners take it in turns.

### Jump In



Chn track under the words as the teacher reads.

Chn jump in when you pause.

4-5 words.

Chn swap roles after each page.

### Second Read - Children



1 partner points the other reads.

When you turn the page swap the stick.

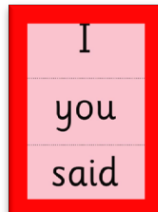
Partners help each other on difficult words.

### Fred Fingers – Spelling Green Words



Green words from Get Writing book.  
Show me how many Fred Fingers.  
Write the word in books.

### Red Rhymes – Spelling Red Words



Red words from Get Writing book.  
Point out the tricky sounds.  
Create a rhyme to help children remember how to write them.  
Write the word in books.

### Hold A Sentence – 2 Sentences



MTYT saying the sentence.  
Write sentence together.  
Hide it as chn write it.  
Tick or fix.

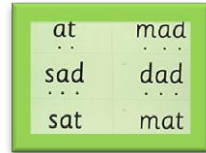
## Yellow/Blue/Grey - 3/6 Lesson

### Daily Speed Sound Lesson



Say the sound.  
Read the sound.  
Review the Sound.  
Read the words.  
Review the words – from previous lessons.  
Reading assessment – alien words.  
Spell with Fred fingers.  
Spell review.

### Speedy Green Words From the story



Fred in your head – when you push the card forward read the word.

Repeat with increasing pace.

### Partner Practice



Speed sounds – focus on those circled  
Story green words. Red words.  
Speedy green words.

Both partners take it in turns.

### Think About the Story



Read the Story and use notes to ask the chn questions. All about developing an understanding of the story.

Use notes from handbook  
**TOL MTYT TTYP**

### Third Read -Children




1 partner points the other reads.

When you turn the page swap the stick.

Partners help each other on difficult words

### Questions to Talk About




Questions from page in storybooks.  
Chn find the page with the correct answer.

**TTYP FF HaT**

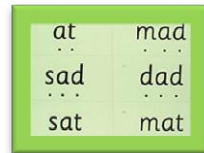
## Yellow/Blue/Grey - 4/6 Lesson

### Daily Speed Sound Lesson



Say the sound.  
Read the sound.  
Review the Sound.  
Read the words.  
Review the words – from previous lessons.  
Reading assessment – alien words.  
Spell with Fred fingers.  
Spell review.

### Speedy Green Words From the story



Fred in your head – when you push the card forward read the word.

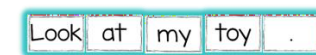
Repeat with increasing pace.

### Questions to Read and Answer



Questions in storybooks.  
Model how to read the Q and find the A.  
Taking turns.  
Feedback answers as a group.

### Build a Sentence



Explain what the write about will be about. Use notes from the handbook.  
**TTYP TOL MTYT**

Practice saying answers in a sentence. Write ideas down in books.

### Handwriting



Follow handwriting guidance

## Yellow/Blue/Grey - 5/6 Lesson

### Daily Speed Sound Lesson



Say the sound.  
Read the sound.  
Review the Sound.  
Read the words.  
Review the words – from previous lessons.  
Reading assessment – alien words.  
Spell with Fred fingers.  
Spell review.

### Spell Check



Partners turn to green and red words in Get Writing books.

One partner picks a word, reads it and hides it.  
Other partner writes the word in book.  
Check the word together and tick or fix.

Swap and repeat. Each partner writes 5 words.

### Grammar



Check handbook to find what element of grammar to focus on.

TOL about the aspect.

Complete the grammar activity in Get Writing book.  
TTYP and discuss the right and wrong answers.

Tick or fix answers as a group.

### Vocabulary



Explain what vocabulary is and how it helps us with our writing.

Complete the vocabulary activity in Get Writing book.  
TTYP and discuss the right and wrong answers.

Tick or fix answers as a group.

### Proofread - Spelling and Grammar



Look and talk through the sentence in the Get Writing book.  
Chn complete the activity  
Tick or fix answers as a group.

### Write About - Start



**Start on day 4 , complete on day 5**

Follow notes in the handbook.

Discuss and talk through sentences before the chn start.


### Handwriting



Follow handwriting guidance

## Yellow/Blue/Grey - 6/6 Lesson

### Daily Speed Sound Lesson



Say the sound.  
Read the sound.  
Review the Sound.  
Read the words.  
Review the words – from previous lessons.  
Reading assessment – alien words.  
Spell with Fred fingers.  
Spell review.

### Spell Test




Choose red or green word from Get Writing book.  
Say it and chn write it.  
Write it on the board.  
Tick or fix.  
  
Repeat with the other 9 listed words.

### Write About – Finish



Complete the writing activity started on day 4.

### Partner Proofread




Remind chn of the proofreading activity.  
  
Aspects we look for; finger spaces, capital letters, full stops, question marks, exclamation marks and spelling.  
  
If needed show chn how to correct a sentence.  
  
With partner chn have 3 minutes to proofread and correct work together. P1 first then p2. Chn make changes in their own book.

### Words to Keep



Chn re-read their work.  
  
Ask chn to select words they are proud of and want to use again in their work.  
  
Write the words they want to keep in Get writing book in 'Words to Keep' section.

### Linked Text



Read the chn a story linked to the next storybook.

